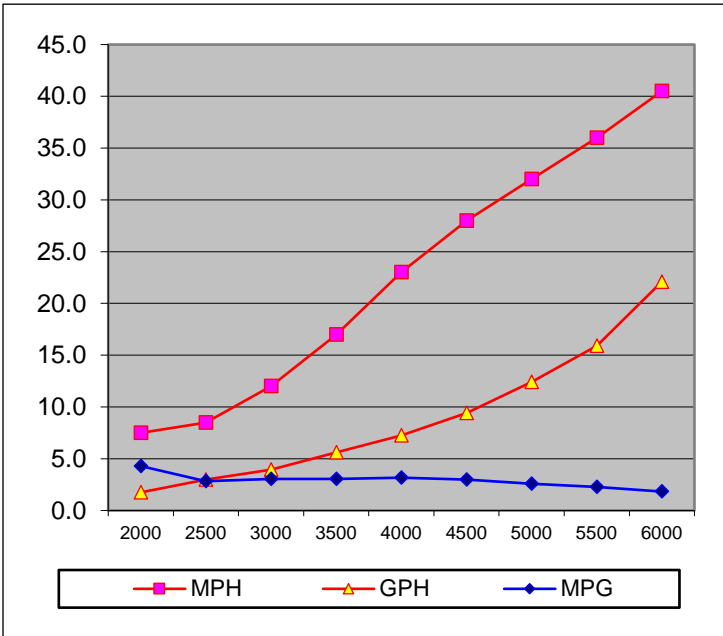




# Performance Bulletin – 250 Alaskan HT



RPM	MPH	GPH	MPG
2000	7.5	1.75	4.29
2500	8.5	3	2.83
3000	12	3.95	3.04
3500	17	5.6	3.04
4000	23	7.25	3.17
4500	28	9.4	2.98
5000	32	12.4	2.58
5500	36	15.9	2.26
6000	40.5	22.1	1.83



Time to plane: 4.4 seconds      Acceleration 0-30: 8.6 seconds

## Hewescraft® 250 Alaskan HT

Test Date 6/20/18

Length	25'7"
Beam	102"
Dry Weight (Boat only)	4,600 lbs
Maximum HP	400
Fuel Capacity	190
Weight as tested (Approximate)	5,625 lbs

Note: Test weight includes ½ tank of fuel, 1 battery, safety & test Equipment

## Honda BF250

Horsepower	250 HP
Displacement	3.6 L.
Dry Weight (engine)	611 lbs
Gear Ratio	2: 1
Mounting Height	#2

## Propellers

Material /Blades	Aluminum/ 3
Series	Solas Series
Diameter/Pitch	15 ¼ x 17
Honda Part #	N/A

## Test Conditions

Number of People	5
Air Temperature (Fahrenheit)	85° F
Elevation (in feet above sea level)	1,300 ft.

## Wind Velocity

0 - 5 mph



# HONDA MARINE

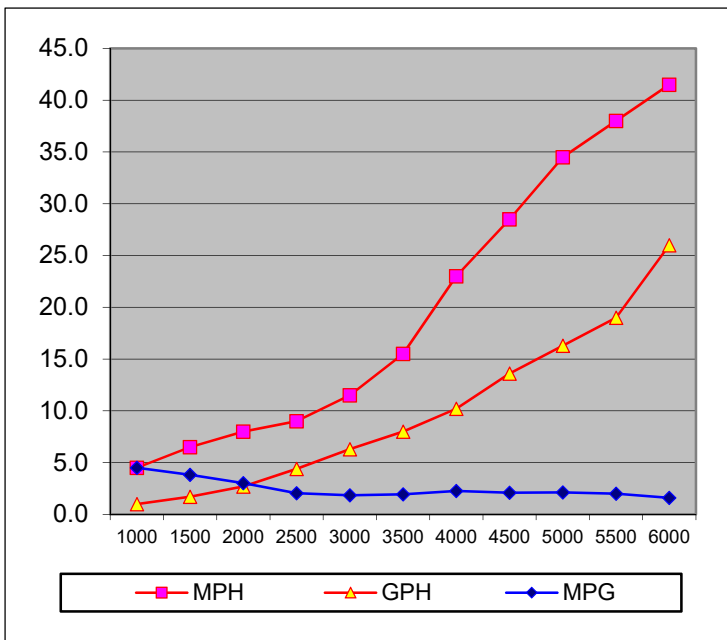
**Notice to Consumer:** The information and data contained in this Performance Bulletin is approximate and subject to many different factors and variables. It is provided as a guideline only and should not be relied upon as representative of actual performance. Your boat's performance may be different than the information contained in this Performance Bulletin due to various factors, including your boat's actual weight, wind and water conditions, temperature, humidity, elevation, bottom paint, boat options affecting wind/water drag and/or boat weight, and operator ability. Please confirm the specifications and performance data on your specific boat/engine combination with your dealer prior to purchase. Hewescraft reserves the right to change the specifications and performance data of this Performance Bulletin or engine without notice. This document contains valuable trademarks belonging to Hewescraft and other companies. Any references to other companies or their products are for identification purposes only, and are not intended to be an endorsement.



# Performance Bulletin – 250 Alaskan HT



RPM	MPH	GPH	MPG
1000	4.5	1.0	4.5
1500	6.5	1.7	3.82
2000	8.0	2.7	3.02
2500	9.0	4.4	2.05
3000	11.5	6.3	1.84
3500	15.5	8.0	1.94
4000	23.0	10.2	2.27
4500	28.5	13.6	2.10
5000	34.5	16.3	2.12
5500	38.0	19.0	2.00
6000	41.5	26.0	1.60



## Hewescraft® 250 Alaskan HT

Test Date 1/16/19

Length	25'7"
Beam	102"
Dry Weight (Boat only)	4,600 lbs
Maximum HP	450
Fuel Capacity	190
Weight as tested (Approximate)	5,867 lbs.

Note: Test weight includes 20 gallons of fuel, 1 battery, water, safety & test Equipment

## Suzuki 300

Horsepower	300 HP
Displacement	245.6 cu. in.
Dry Weight (engine)	660 lbs.
Gear Ratio	2.08: 1
Mounting Height	#2

## Propellers

Material /Blades	SS / 3
Series	Water Grip
Diameter/Pitch	16 x 17
Suzuki Part #	990C0-00810-17P

## Test Conditions

Number of People	5
Air Temperature (Fahrenheit)	35 ° F
Elevation (in feet above sea level)	1,300 ft.

Wind Velocity 0 - 5 mph



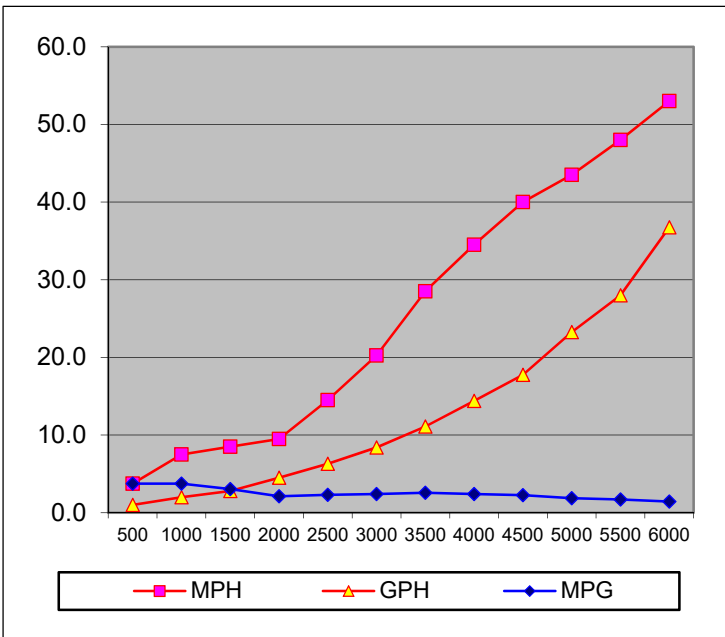
**Notice to Consumer:** The information and data contained in this Performance Bulletin is approximate and subject to many different factors and variables. It is provided as a guideline only and should not be relied upon as representative of actual performance. Your boat's performance may be different than the information contained in this Performance Bulletin due to various factors, including your boat's actual weight, wind and water conditions, temperature, humidity, elevation, bottom paint, boat options affecting wind/water drag and/or boat weight, and operator ability. Please confirm the specifications and performance data on your specific boat/engine combination with your dealer prior to purchase. Hewescraft reserves the right to change the specifications and performance data of this Performance Bulletin or engine without notice. This document contains valuable trademarks belonging to Hewescraft and other companies. Any references to other companies or their products are for identification purposes only, and are not intended to be an endorsement.



# Performance Bulletin – 250 Alaskan HT



RPM	MPH	GPH	MPG
500	3.75	1	3.75
1000	7.5	2	3.75
1500	8.5	2.8	3.04
2000	9.5	4.5	2.11
2500	14.5	6.3	2.30
3000	20.25	8.4	2.41
3500	28.5	11.1	2.57
4000	34.5	14.4	2.40
4500	40.0	17.75	2.25
5000	43.5	23.25	1.87
5500	48.0	28.0	1.71
6000	53.0	36.75	1.44



Time to plane: 4.4 seconds      Acceleration 0-30: 8.6 seconds

## Hewescraft® 250 Alaskan HT

Test Date 12/20/18

Length	25'7"
Beam	102"
Dry Weight (Boat only)	4,600 lbs
Maximum HP	450
Fuel Capacity	190
Weight as tested (Approximate)	5,867 lbs.

Note: Test weight includes 20 gallons of fuel, 1 battery, water, safety & test Equipment

## Yamaha F425

Horsepower	425 HP
Displacement	5559 cm <sup>3</sup>
Dry Weight (engine)	977 lbs.
Gear Ratio	1.79: 1
Mounting Height	#2

## Propellers

Material /Blades	SS / 3
Series	XTO
Diameter/Pitch	16 5/8" x 19"
Yamaha Part #	6GR-45974-00-00

## Test Conditions

Number of People	5
Air Temperature (Fahrenheit)	35 ° F
Elevation (in feet above sea level)	1,300 ft.

## Wind Velocity

0 - 5 mph



**Notice to Consumer:** The information and data contained in this Performance Bulletin is approximate and subject to many different factors and variables. It is provided as a guideline only and should not be relied upon as representative of actual performance. Your boat's performance may be different than the information contained in this Performance Bulletin due to various factors, including your boat's actual weight, wind and water conditions, temperature, humidity, elevation, bottom paint, boat options affecting wind/water drag and/or boat weight, and operator ability. Please confirm the specifications and performance data on your specific boat/engine combination with your dealer prior to purchase. Hewescraft reserves the right to change the specifications and performance data of this Performance Bulletin or engine without notice. This document contains valuable trademarks belonging to Hewescraft and other companies. Any references to other companies or their products are for identification purposes only, and are not intended to be an endorsement.



# Performance Bulletin – 250 Alaskan HT



## Hewescraft® 250 Alaskan HT

Test Date 6/20/18

Length	25'7"
Beam	102"
Dry Weight (Boat only)	4,600 lbs
Maximum HP	400
Fuel Capacity	190
Weight as tested (Approximate)	5,625 lbs

Note: Test weight includes ½ tank of fuel, 1 battery, safety & test Equipment

## Yamaha F150XB / LF150XB

Horsepower	150 Twins HP
Displacement	163 cu. in.
Dry Weight (engine)	489 lbs
Gear Ratio	2.00: 1
Mounting Height	#2

## Propellers

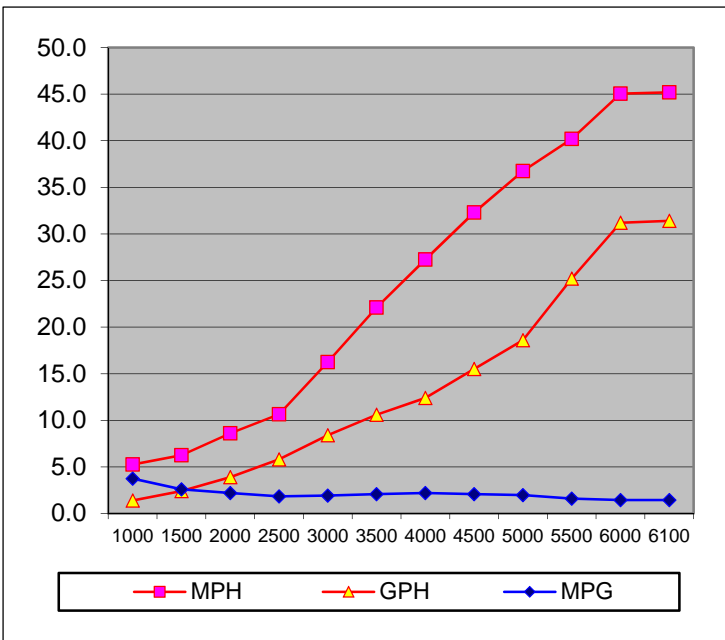
Material /Blades	SS / 3
Series	Painted SS Series
Diameter/Pitch	14 ¼ x 17
Yamaha Part #	68F-45972-00-00 / 68G-45972-00-00

RPM	MPH	GPH	MPG
1000	5.25	1.4	3.75
1500	6.25	2.4	2.6
2000	8.6	3.9	2.10
2500	10.65	5.8	1.84
3000	16.25	8.4	1.93
3500	22.1	10.6	2.08
4000	27.25	12.4	2.20
4500	32.3	15.5	2.08
5000	36.75	18.6	1.98
5500	40.2	25.2	1.60
6000	45.05	31.2	1.44
6100	45.2	31.4	1.44

## Test Conditions

Number of People	5
Air Temperature (Fahrenheit)	° F
Elevation (in feet above sea level)	1,300 ft.

Wind Velocity 0 - 5 mph



Time to plane: 4.4 seconds      Acceleration 0-30: 8.6 seconds

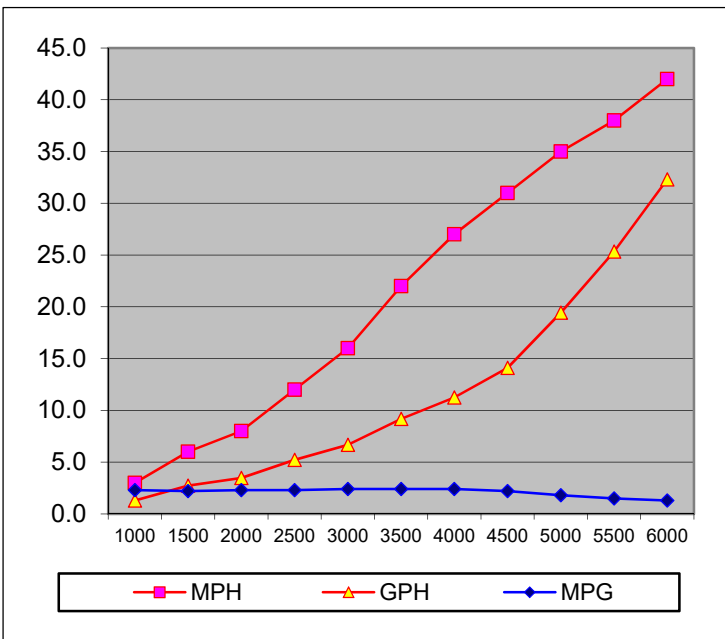
**Notice to Consumer:** The information and data contained in this Performance Bulletin is approximate and subject to many different factors and variables. It is provided as a guideline only and should not be relied upon as representative of actual performance. Your boat's performance may be different than the information contained in this Performance Bulletin due to various factors, including your boat's actual weight, wind and water conditions, temperature, humidity, elevation, bottom paint, boat options affecting wind/water drag and/or boat weight, and operator ability. Please confirm the specifications and performance data on your specific boat/engine combination with your dealer prior to purchase. Hewescraft reserves the right to change the specifications and performance data of this Performance Bulletin or engine without notice. This document contains valuable trademarks belonging to Hewescraft and other companies. Any references to other companies or their products are for identification purposes only, and are not intended to be an endorsement.



# Performance Bulletin – 270 Alaskan HT



RPM	MPH	GPH	MPG
1000	3	1.3	2.3
1500	6	2.73	2.2
2000	8	3.48	2.3
2500	12	5.22	2.3
3000	16	6.67	2.4
3500	22	9.17	2.4
4000	27	11.25	2.4
4500	31	14.1	2.2
5000	35	19.44	1.8
5500	38	25.33	1.5
6000	42	32.3	1.3



Time to plane: 5.5 seconds

Acceleration: 0-30 mph: 6.1 seconds

## Hewescraft® 270 Alaskan HT

Test Date 5/19/18

Length	27'7"
Beam	102"
Dry Weight (Boat only)	5,200 lbs
Maximum HP	500
Fuel Capacity	190
Weight as tested (Approximate)	6,020 lbs

Note: Test weight includes ½ tank of fuel, 1 battery, safety & test Equipment

## Yamaha F150XB / LF150XB

Horsepower	150 Twins HP
Displacement	163 cu. in.
Dry Weight (engine)	489 lbs
Gear Ratio	2.00:1
Mounting Height	#2

## Propellers

Material /Blades	SS / 3
Series	Painted SS Series
Diameter/Pitch	14 ¼ x 17
Yamaha Part #	68F-45972-00-00 / 68G-45972-00-00

## Test Conditions

Number of People	4
Air Temperature (Fahrenheit)	° F
Elevation (in feet above sea level)	1,300 ft.

## Wind Velocity

0 - 5 mph



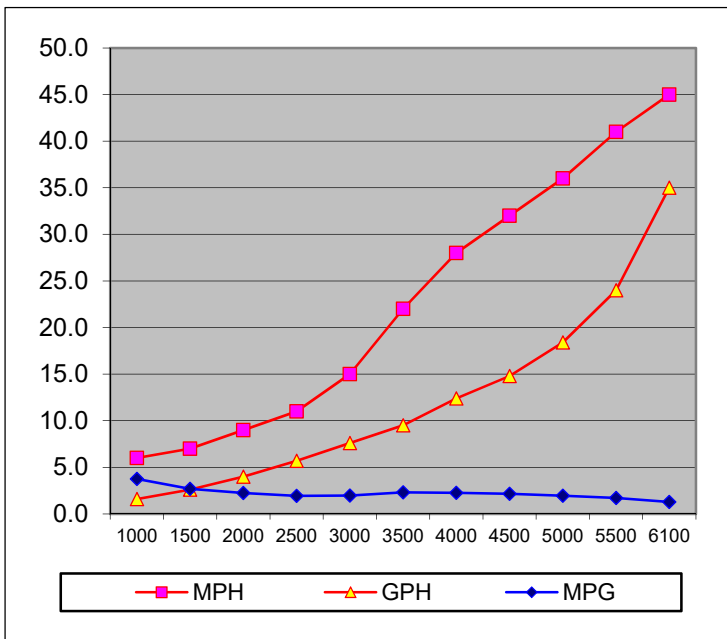
**Notice to Consumer:** The information and data contained in this Performance Bulletin is approximate and subject to many different factors and variables. It is provided as a guideline only and should not be relied upon as representative of actual performance. Your boat's performance may be different than the information contained in this Performance Bulletin due to various factors, including your boat's actual weight, wind and water conditions, temperature, humidity, elevation, bottom paint, boat options affecting wind/water drag and/or boat weight, and operator ability. Please confirm the specifications and performance data on your specific boat/engine combination with your dealer prior to purchase. Hewescraft reserves the right to change the specifications and performance data of this Performance Bulletin or engine without notice. This document contains valuable trademarks belonging to Hewescraft and other companies. Any references to other companies or their products are for identification purposes only, and are not intended to be an endorsement.



# Performance Bulletin – 270 Alaskan HT



RPM	MPH	GPH	MPG
1000	6	1.6	3.75
1500	7	2.6	2.69
2000	9	4.0	2.25
2500	11	5.7	1.93
3000	15	7.6	1.97
3500	22	9.5	2.32
4000	28	12.4	2.26
4500	32	14.8	2.16
5000	36	18.4	1.96
5500	41	24	1.71
6100	45	35	1.29



Time to plane: 5.5 seconds

Acceleration: 0-30 mph: 6.1 seconds

## Hewescraft® 270 Alaskan HT

Test Date 6/12/19

Length	27'7"
Beam	102"
Dry Weight (Boat only)	5,200 lbs
Maximum HP	500
Fuel Capacity	190
Weight as tested (Approximate)	8623 lbs.

Note: Test weight includes 9.9 kicker, 820 lbs. passenger, drum winch, 1100 lbs. fuel, 1 battery, safety & test Equipment

## Yamaha F200XCA / 200XCA

Horsepower	200 Twins HP
Displacement	2.8 L.
Dry Weight (engine)	489 lbs
Gear Ratio	1.86
Mounting Height	#2

## Propellers

Material /Blades	SS / 3
Series	Reliance Series
Diameter/Pitch	14 ¼ x 15
Yamaha Part #	68F-45972-10-00 / 68G-45972-10-00

## Test Conditions

Number of People	4
Air Temperature (Fahrenheit)	60 °F
Elevation (in feet above sea level)	1,300 ft.
Wind Velocity	0 - 5 mph



**Notice to Consumer:** The information and data contained in this Performance Bulletin is approximate and subject to many different factors and variables. It is provided as a guideline only and should not be relied upon as representative of actual performance. Your boat's performance may be different than the information contained in this Performance Bulletin due to various factors, including your boat's actual weight, wind and water conditions, temperature, humidity, elevation, bottom paint, boat options affecting wind/water drag and/or boat weight, and operator ability. Please confirm the specifications and performance data on your specific boat/engine combination with your dealer prior to purchase. Hewescraft reserves the right to change the specifications and performance data of this Performance Bulletin or engine without notice. This document contains valuable trademarks belonging to Hewescraft and other companies. Any references to other companies or their products are for identification purposes only, and are not intended to be an endorsement.