



Performance Bulletin – 200 Open Fisherman



Hewescraft® 200 Open Fisherman

Test Date 9/18/06

Length	20'5"
Beam	85"
Dry Weight (Boat only)	1,050 lbs
Maximum HP	95
Fuel Capacity	24
Weight as tested (Approximate)	1,890 lbs

Note: Test weight includes 21 gallons of fuel, 1 battery, safety & test Equipment

Honda BF90 AKXRT

Horsepower	90 HP
Displacement	97.0 cu. in.
Dry Weight (engine)	373 lbs
Gear Ratio	2.33:1
Mounting Height	#2

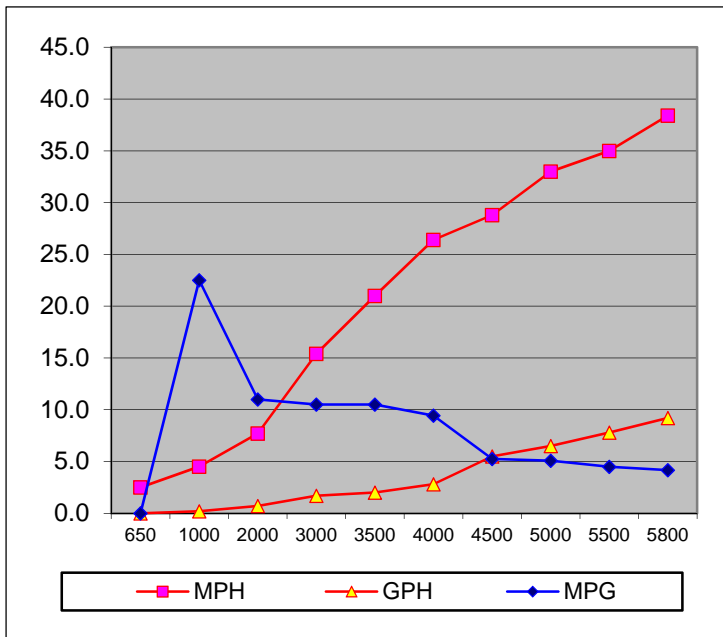
Propellers

Material /Blades	Aluminum / 3
Series	Aluminum Series
Diameter/Pitch	13 ¼ x 17
Honda Part #	N/A

RPM	MPH	GPH	MPG
650	2.5	0.0	0.0
1000	4.5	0.2	22.5
2000	7.7	0.7	11.0
3000	15.4	1.7	10.5
3500	21.0	2.0	10.5
4000	26.4	2.8	9.43
4500	28.8	5.5	5.24
5000	33.0	6.5	5.08
5500	35.0	7.8	4.49
5800	38.4	9.2	4.17

Test Conditions

Number of People	2
Air Temperature (Fahrenheit)	68 ° F
Elevation (in feet above sea level)	1,280 ft.
Wind Velocity	5-10 mph



Time to plane: N/A Seconds Acceleration 0-30 MPH: N/A Seconds

Notice to Consumer: The information and data contained in this Performance Bulletin is approximate and subject to many different factors and variables. It is provided as a guideline only and should not be relied upon as representative of actual performance. Your boat's performance may be different than the information contained in this Performance Bulletin due to various factors, including your boat's actual weight, wind and water conditions, temperature, humidity, elevation, bottom paint, boat options affecting wind/water drag and/or boat weight, and operator ability. Please confirm the specifications and performance data on your specific boat/engine combination with your dealer prior to purchase. Hewescraft reserves the right to change the specifications and performance data of this Performance Bulletin or engine without notice. This document contains valuable trademarks belonging to Hewescraft and other companies. Any references to other companies or their products are for identification purposes only, and are not intended to be an endorsement.



Performance Bulletin – 200 Open Fisherman



Hewescraft® 200 Open Fisherman

Test Date 9/14/05

Length	20'5"
Beam	86"
Dry Weight (Boat only)	1,100 lbs
Maximum HP	150
Fuel Capacity	24 gallons
Weight as tested (Approximate)	1,860 lbs.

Note: Test weight includes 2/3 tank of fuel, 1 battery, safety & test Equipment

Yamaha F50TLR

Horsepower	50 HP
Displacement	60.8 cu. In,
Dry Weight (engine)	237 lbs
Gear Ratio	1.85
Mounting Height	#2

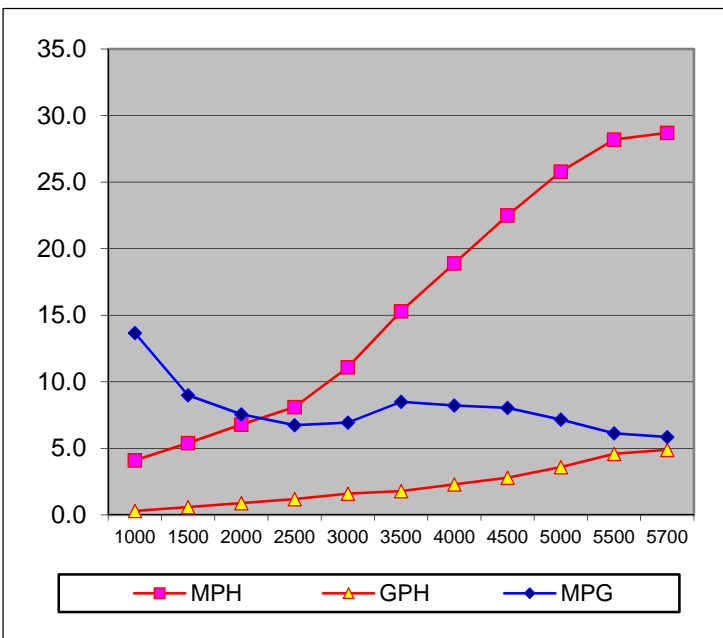
Propellers

Material /Blades	Aluminum/ 3 blade
Series	Aluminum
Diameter/Pitch	11 5/8 x 11
Yamaha Part #	69W-45947-00-EL

RPM	MPH	GPH	MPG
1000	4.1	0.3	13.67
1500	5.4	0.6	9.00
2000	6.8	0.9	7.56
2500	8.1	1.2	6.75
3000	11.1	1.6	6.94
3500	15.3	1.8	8.50
4000	18.9	2.3	8.22
4500	22.5	2.8	8.04
5000	25.8	3.6	7.17
5500	28.2	4.6	6.13
5700	28.7	4.9	5.86

Test Conditions

Number of People	2
Air Temperature (Fahrenheit)	43 °/ 47° F
Elevation (in feet above sea level)	1,300 ft.
Wind Velocity	5-10 mph



Notice to Consumer: The information and data contained in this Performance Bulletin is approximate and subject to many different factors and variables. It is provided as a guideline only and should not be relied upon as representative of actual performance. Your boat's performance may be different than the information contained in this Performance Bulletin due to various factors, including your boat's actual weight, wind and water conditions, temperature, humidity, elevation, bottom paint, boat options affecting wind/water drag and/or boat weight, and operator ability. Please confirm the specifications and performance data on your specific boat/engine combination with your dealer prior to purchase. Hewescraft reserves the right to change the specifications and performance data of this Performance Bulletin or engine without notice. This document contains valuable trademarks belonging to Hewescraft and other companies. Any references to other companies or their products are for identification purposes only, and are not intended to be an endorsement.

Time to plane: 7.08 Seconds Acceleration : N/A



Performance Bulletin – 200 Open Fisherman



Hewescraft® 200 Open Fisherman

Test Date 9/14/05

Length	20'5"
Beam	86"
Dry Weight (Boat only)	1,100 lbs
Maximum HP	150
Fuel Capacity	24 gallons
Weight as tested (Approximate)	1,884 lbs.

Note: Test weight includes 2/3 tank of fuel, 1 battery, safety & test Equipment

Yamaha F90TLR

Horsepower	90 HP
Displacement	97 cu. in.
Dry Weight (engine)	369 lbs
Gear Ratio	2.31
Mounting Height	#2

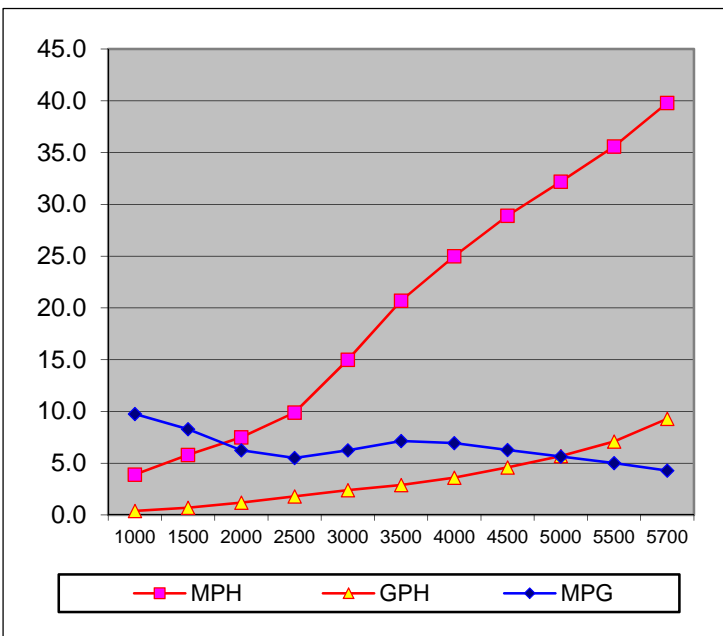
Propellers

Material /Blades	Aluminum/ 3 blade
Series	Aluminum Series
Diameter/Pitch	13 x 19
Yamaha Part #	6E5-45941-00-EL

RPM	MPH	GPH	MPG
1000	3.9	0.4	9.75
1500	5.8	0.7	8.29
2000	7.5	1.2	6.25
2500	9.9	1.8	5.50
3000	15.0	2.4	6.25
3500	20.7	2.9	7.14
4000	25.0	3.6	6.94
4500	28.9	4.6	6.28
5000	32.2	5.7	5.65
5500	35.6	7.1	5.01
5700	39.8	9.3	4.28

Test Conditions

Number of People	2
Air Temperature (Fahrenheit)	54 °/ 48° F
Elevation (in feet above sea level)	1,300 ft.
Wind Velocity	0-5 mph



Notice to Consumer: The information and data contained in this Performance Bulletin is approximate and subject to many different factors and variables. It is provided as a guideline only and should not be relied upon as representative of actual performance. Your boat's performance may be different than the information contained in this Performance Bulletin due to various factors, including your boat's actual weight, wind and water conditions, temperature, humidity, elevation, bottom paint, boat options affecting wind/water drag and/or boat weight, and operator ability. Please confirm the specifications and performance data on your specific boat/engine combination with your dealer prior to purchase. Hewescraft reserves the right to change the specifications and performance data of this Performance Bulletin or engine without notice. This document contains valuable trademarks belonging to Hewescraft and other companies. Any references to other companies or their products are for identification purposes only, and are not intended to be an endorsement.

Time to plane: 3.96 Seconds

Acceleration : N/A



Performance Bulletin – 200 Open Fisherman



Hewescraft® 200 Open Fisherman

Test Date 10/22/08

Length	20'5"
Beam	86"
Dry Weight (Boat only)	1,100 lbs
Maximum HP	115
Fuel Capacity	24 gallons
Weight as tested (Approximate)	2,025 lbs.

Note: Test weight includes 2/3 tank of fuel, 1 battery, safety & test Equipment

Yamaha F115TLR

Horsepower	115 HP
Displacement	106.2 cu. in.
Dry Weight (engine)	402 lbs
Gear Ratio	2.15
Mounting Height	#2

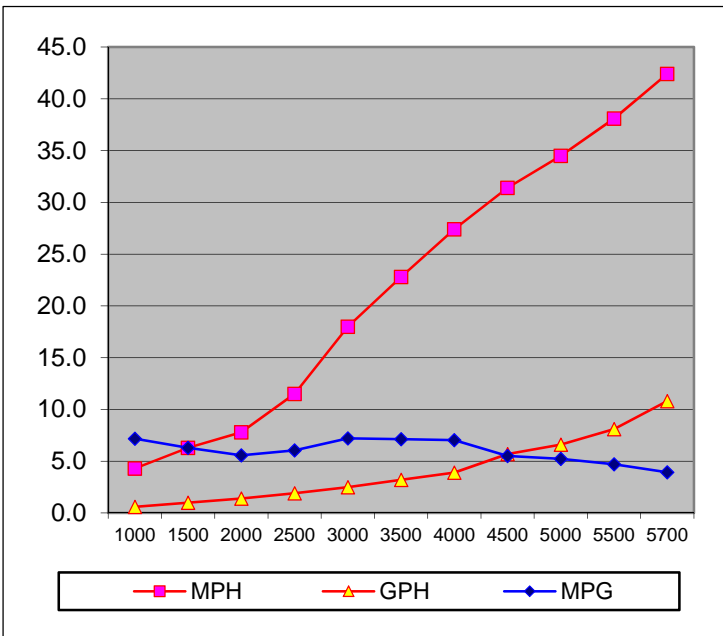
Propellers

Material /Blades	Aluminum/ 3 blade
Series	Aluminum Series
Diameter/Pitch	13 x 19
Yamaha Part #	6E5-45941-00-EL

RPM	MPH	GPH	MPG
1000	4.3	0.8	7.17
1500	6.3	1.0	6.30
2000	7.8	1.4	5.57
2500	11.5	1.9	6.05
3000	18.0	2.5	7.20
3500	22.8	3.2	7.13
4000	27.4	3.9	7.03
4500	31.4	5.7	5.51
5000	34.5	6.6	5.23
5500	38.1	8.1	4.70
5700	42.4	10.8	3.93

Test Conditions

Number of People	2
Air Temperature (Fahrenheit)	43 °/ 47° F
Elevation (in feet above sea level)	1,300 ft.
Wind Velocity	0-5 mph



Notice to Consumer: The information and data contained in this Performance Bulletin is approximate and subject to many different factors and variables. It is provided as a guideline only and should not be relied upon as representative of actual performance. Your boat's performance may be different than the information contained in this Performance Bulletin due to various factors, including your boat's actual weight, wind and water conditions, temperature, humidity, elevation, bottom paint, boat options affecting wind/water drag and/or boat weight, and operator ability. Please confirm the specifications and performance data on your specific boat/engine combination with your dealer prior to purchase. Hewescraft reserves the right to change the specifications and performance data of this Performance Bulletin or engine without notice. This document contains valuable trademarks belonging to Hewescraft and other companies. Any references to other companies or their products are for identification purposes only, and are not intended to be an endorsement.

Time to plane: 3.66 Seconds

Acceleration : N/A